

Comprehension Module Summary	
<ul style="list-style-type: none">• The numbered items are individual modules<ul style="list-style-type: none">✓ Video✓ Ppt✓ Worksheets✓ Articles as appropriate	
Literature <ul style="list-style-type: none">• Structure of Text<ol style="list-style-type: none">1. Story mapping• Text meaning<ol style="list-style-type: none">2. Theme3. Characterization	Informational – Non-fiction <ul style="list-style-type: none">• Structure of Text<ol style="list-style-type: none">4. Non-fiction text structure• Text meaning<ol style="list-style-type: none">5. Non-fiction – main idea• Non-Fiction Science and Social Studies – Text Features<ol style="list-style-type: none">6. How to find information – table of contents, headings, glossary, index7. How to use information – maps, timelines, flow chart, tables, pictures, close ups
<ul style="list-style-type: none">• Universal Comprehension Approaches<ol style="list-style-type: none">8. Building Background knowledge9. Vocabulary Development	

Objectives

- Learn the importance of building vocabulary
- Selecting which words are most important to teach
- Defining words and using words
- Explore strategies to support English Learners

Vocabulary is Important

- Necessary for speaking, writing, listening, and reading
- Students need to know the meaning of words in order to comprehend the text

Word Selection

- Select words you can use and students can practice often!
 - Synonyms and Antonyms
 - Morphemes
 - Multiple Meaning Words
 - Academic Words

Defining and Using the Words

- Link common word with new word
 - Proceed (line up);
 - Determine (figure out);
 - Harm (to hurt or cause damage)
- Student-friendly definitions
<http://www.learnersdictionary.com/definition/evidence>

Strategies

- Activity handouts and instructions available in RESOURCE LIBRARY
 1. Semantic Gradients – Synonym/Antonyms (modeled in video)
 2. Context Clues (modeled in video)
 3. Morphological Awareness
 4. Multiple Meaning Words
 5. Academic Words

Semantic Gradients

STORY: Coral Reef (see activity guide)


Video of practice

Word Study Notebooks: Vocabulary

Happy - Sad	Hot - Cold	Nice - Mean	Small - Big	Holler - Whisper	Harm - Help
Exuberant					
Elated					
Joyful					
Happy					
Mellow					
Melancholy					
Blue					
Sad					
Devastated					

Stop Here and Practice


- **Select a story from A-Z Readers
- **Determine one important idea from the story that involves synonyms and antonyms (small; large) and then also has levels (medium).
- Another example - HOT, WARM, COLD
- **Find important words related to these words
- **Complete Strategy 1 and add the words to a Word Study Notebook



Context Clues

STORY: Coral Reef (see activity guide)


Video of practice



Stop Here and Practice

Select a story from A-Z Readers

Determine words within text that are supported by context clues (see Strategy 2)



Context Clues

- Coral Reef
 - POLYPS (page 4)
 - ALGAE (page 5)
 - ATOLL (page 10)
- Leaving Home
 - QUIRKS (page 5)
 - STUPIFIED (page 11)
 - PATOIS (page 21)

Supporting English Learners

- Select nouns and use pictures to teach important words (algae, coral)
- Select verbs and display these actions (harm, protect)
- After students have learned nouns, then introduce verbs and adjectives
 - Begin modeling sentences
